



# 202001 ECON 1103 Principles of Macroeconomics-ECON1103004 10823 - Chi Man Yip

Project Title: **Winter 2020 Student Perception of Teaching**

Survey Audience: **31**

Responses Received: **23**

Response Ratio: **74.2%**

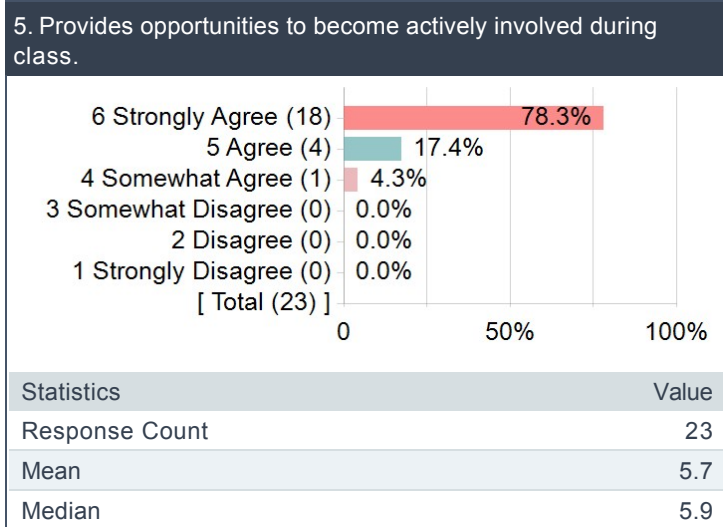
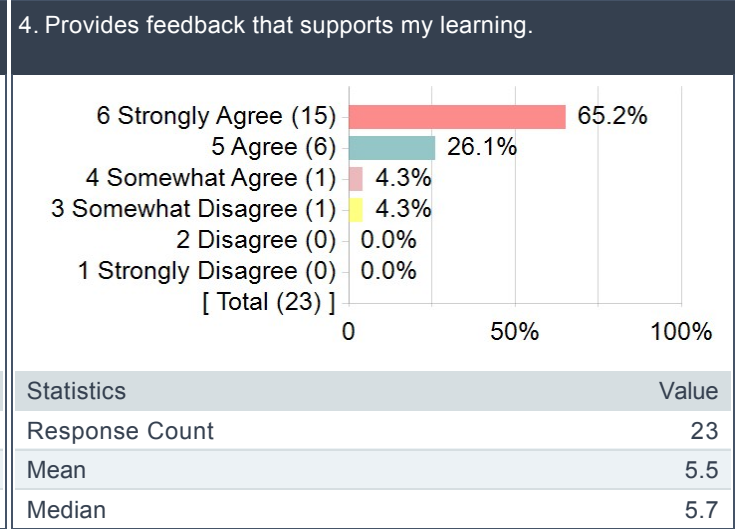
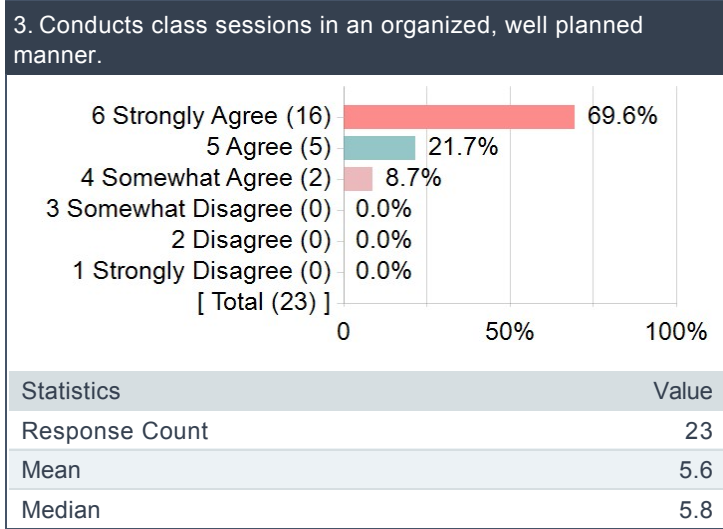
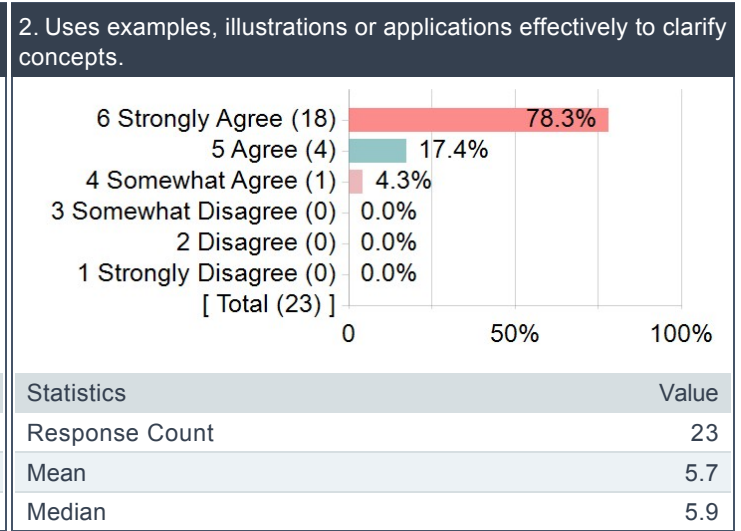
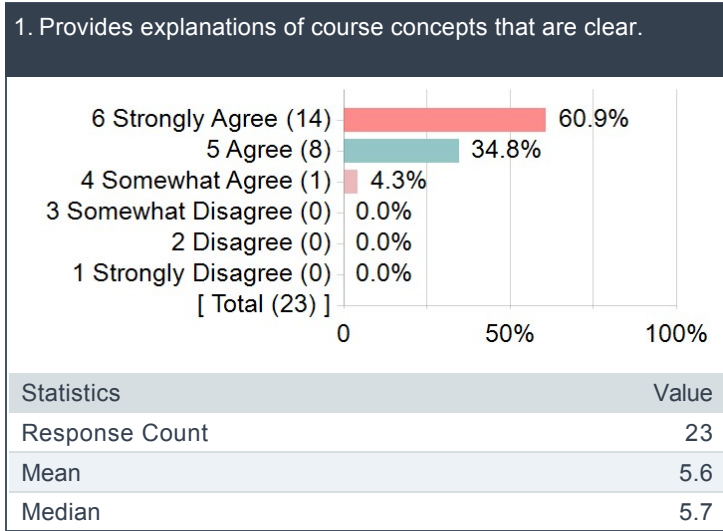
---

Prepared by: **Crystal Koch**

Creation Date: **Tuesday, April 28, 2020**

### Feedback on Instruction Q1-5

Competency Statistics		Value
Mean		5.6
Median		5.8



## Comments relating to Q1-5

### Comments

Very well structured lectures, the course content is very comprehensible through his methods.

Chi Man is very good at explaining the course concepts as well as taking time to answer any questions pertaining to the material.

Can he please stay at MRU? It's going to be this school's loss if he goes somewhere else to teach.

## Feedback on Learning Environment Q6-11

Competency Statistics		Value
Mean		5.9
Median		5.9

1. Is someone I feel comfortable approaching for course related assistance.		2. Is available for course-related assistance (e.g. email, telephone, website, in-person) .																													
<table border="1"> <tr><td>6 Strongly Agree (19)</td><td>82.6%</td></tr> <tr><td>5 Agree (4)</td><td>17.4%</td></tr> <tr><td>4 Somewhat Agree (0)</td><td>0.0%</td></tr> <tr><td>3 Somewhat Disagree (0)</td><td>0.0%</td></tr> <tr><td>2 Disagree (0)</td><td>0.0%</td></tr> <tr><td>1 Strongly Disagree (0)</td><td>0.0%</td></tr> <tr><td>[ Total (23) ]</td><td></td></tr> </table>		6 Strongly Agree (19)	82.6%	5 Agree (4)	17.4%	4 Somewhat Agree (0)	0.0%	3 Somewhat Disagree (0)	0.0%	2 Disagree (0)	0.0%	1 Strongly Disagree (0)	0.0%	[ Total (23) ]		<table border="1"> <tr><td>6 Strongly Agree (20)</td><td>87.0%</td></tr> <tr><td>5 Agree (3)</td><td>13.0%</td></tr> <tr><td>4 Somewhat Agree (0)</td><td>0.0%</td></tr> <tr><td>3 Somewhat Disagree (0)</td><td>0.0%</td></tr> <tr><td>2 Disagree (0)</td><td>0.0%</td></tr> <tr><td>1 Strongly Disagree (0)</td><td>0.0%</td></tr> <tr><td>[ Total (23) ]</td><td></td></tr> </table>		6 Strongly Agree (20)	87.0%	5 Agree (3)	13.0%	4 Somewhat Agree (0)	0.0%	3 Somewhat Disagree (0)	0.0%	2 Disagree (0)	0.0%	1 Strongly Disagree (0)	0.0%	[ Total (23) ]	
6 Strongly Agree (19)	82.6%																														
5 Agree (4)	17.4%																														
4 Somewhat Agree (0)	0.0%																														
3 Somewhat Disagree (0)	0.0%																														
2 Disagree (0)	0.0%																														
1 Strongly Disagree (0)	0.0%																														
[ Total (23) ]																															
6 Strongly Agree (20)	87.0%																														
5 Agree (3)	13.0%																														
4 Somewhat Agree (0)	0.0%																														
3 Somewhat Disagree (0)	0.0%																														
2 Disagree (0)	0.0%																														
1 Strongly Disagree (0)	0.0%																														
[ Total (23) ]																															
Statistics	Value	Statistics	Value																												
Response Count	23	Response Count	23																												
Mean	5.8	Mean	5.9																												
Median	5.9	Median	5.9																												

3. Fosters an environment in which students feel comfortable participating.		4. Is helpful when responding to questions.																													
<table border="1"> <tr><td>6 Strongly Agree (18)</td><td>78.3%</td></tr> <tr><td>5 Agree (4)</td><td>17.4%</td></tr> <tr><td>4 Somewhat Agree (1)</td><td>4.3%</td></tr> <tr><td>3 Somewhat Disagree (0)</td><td>0.0%</td></tr> <tr><td>2 Disagree (0)</td><td>0.0%</td></tr> <tr><td>1 Strongly Disagree (0)</td><td>0.0%</td></tr> <tr><td>[ Total (23) ]</td><td></td></tr> </table>		6 Strongly Agree (18)	78.3%	5 Agree (4)	17.4%	4 Somewhat Agree (1)	4.3%	3 Somewhat Disagree (0)	0.0%	2 Disagree (0)	0.0%	1 Strongly Disagree (0)	0.0%	[ Total (23) ]		<table border="1"> <tr><td>6 Strongly Agree (17)</td><td>73.9%</td></tr> <tr><td>5 Agree (6)</td><td>26.1%</td></tr> <tr><td>4 Somewhat Agree (0)</td><td>0.0%</td></tr> <tr><td>3 Somewhat Disagree (0)</td><td>0.0%</td></tr> <tr><td>2 Disagree (0)</td><td>0.0%</td></tr> <tr><td>1 Strongly Disagree (0)</td><td>0.0%</td></tr> <tr><td>[ Total (23) ]</td><td></td></tr> </table>		6 Strongly Agree (17)	73.9%	5 Agree (6)	26.1%	4 Somewhat Agree (0)	0.0%	3 Somewhat Disagree (0)	0.0%	2 Disagree (0)	0.0%	1 Strongly Disagree (0)	0.0%	[ Total (23) ]	
6 Strongly Agree (18)	78.3%																														
5 Agree (4)	17.4%																														
4 Somewhat Agree (1)	4.3%																														
3 Somewhat Disagree (0)	0.0%																														
2 Disagree (0)	0.0%																														
1 Strongly Disagree (0)	0.0%																														
[ Total (23) ]																															
6 Strongly Agree (17)	73.9%																														
5 Agree (6)	26.1%																														
4 Somewhat Agree (0)	0.0%																														
3 Somewhat Disagree (0)	0.0%																														
2 Disagree (0)	0.0%																														
1 Strongly Disagree (0)	0.0%																														
[ Total (23) ]																															
Statistics	Value	Statistics	Value																												
Response Count	23	Response Count	23																												
Mean	5.7	Mean	5.7																												
Median	5.9	Median	5.8																												

5. Shows respect for students.		6. Shows interest in and concern for student progress.																													
<table border="1"> <tr><td>6 Strongly Agree (23)</td><td>100.0%</td></tr> <tr><td>5 Agree (0)</td><td>0.0%</td></tr> <tr><td>4 Somewhat Agree (0)</td><td>0.0%</td></tr> <tr><td>3 Somewhat Disagree (0)</td><td>0.0%</td></tr> <tr><td>2 Disagree (0)</td><td>0.0%</td></tr> <tr><td>1 Strongly Disagree (0)</td><td>0.0%</td></tr> <tr><td>[ Total (23) ]</td><td></td></tr> </table>		6 Strongly Agree (23)	100.0%	5 Agree (0)	0.0%	4 Somewhat Agree (0)	0.0%	3 Somewhat Disagree (0)	0.0%	2 Disagree (0)	0.0%	1 Strongly Disagree (0)	0.0%	[ Total (23) ]		<table border="1"> <tr><td>6 Strongly Agree (22)</td><td>95.7%</td></tr> <tr><td>5 Agree (1)</td><td>4.3%</td></tr> <tr><td>4 Somewhat Agree (0)</td><td>0.0%</td></tr> <tr><td>3 Somewhat Disagree (0)</td><td>0.0%</td></tr> <tr><td>2 Disagree (0)</td><td>0.0%</td></tr> <tr><td>1 Strongly Disagree (0)</td><td>0.0%</td></tr> <tr><td>[ Total (23) ]</td><td></td></tr> </table>		6 Strongly Agree (22)	95.7%	5 Agree (1)	4.3%	4 Somewhat Agree (0)	0.0%	3 Somewhat Disagree (0)	0.0%	2 Disagree (0)	0.0%	1 Strongly Disagree (0)	0.0%	[ Total (23) ]	
6 Strongly Agree (23)	100.0%																														
5 Agree (0)	0.0%																														
4 Somewhat Agree (0)	0.0%																														
3 Somewhat Disagree (0)	0.0%																														
2 Disagree (0)	0.0%																														
1 Strongly Disagree (0)	0.0%																														
[ Total (23) ]																															
6 Strongly Agree (22)	95.7%																														
5 Agree (1)	4.3%																														
4 Somewhat Agree (0)	0.0%																														
3 Somewhat Disagree (0)	0.0%																														
2 Disagree (0)	0.0%																														
1 Strongly Disagree (0)	0.0%																														
[ Total (23) ]																															
Statistics	Value	Statistics	Value																												
Response Count	23	Response Count	23																												
Mean	6.0	Mean	6.0																												
Median	6.0	Median	6.0																												

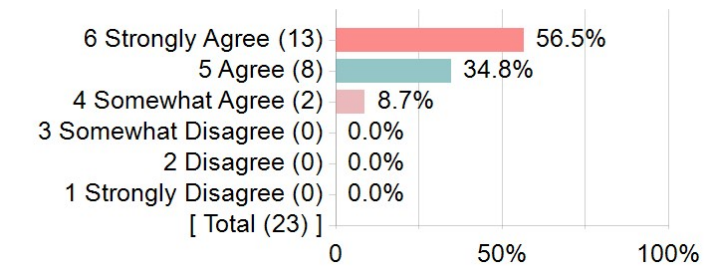
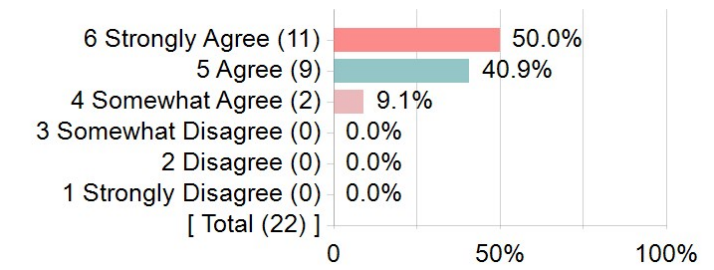
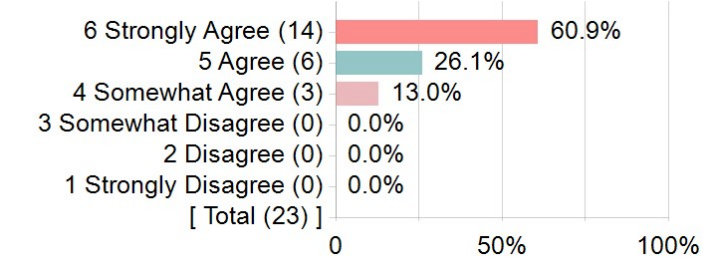
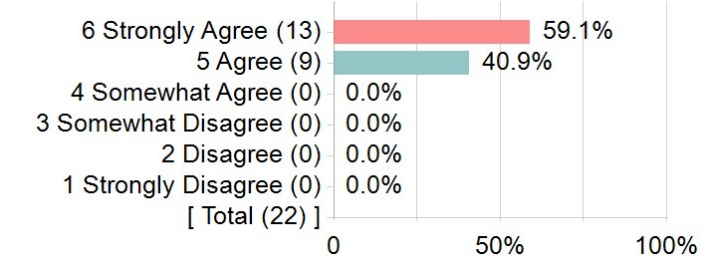
## Comments relating to Q6-11

Comments
This is a class I enjoy going to, I do not feel scared or anxious to ask questions.
The best professor I had this semester, actively engages with students and cares about his students which is very appreciated. If something is not understood he really does his best to help you understand and is very easy to get a hold of with questions and concerns
Treats the students almost as his friends and truly cares about their learning.
Chi Man is very approachable, he is interested in the success of his students. He always answers any emailed questions in an incredibly timely manner and is very helpful.
He's available through email almost all the time. He also replies really fast.

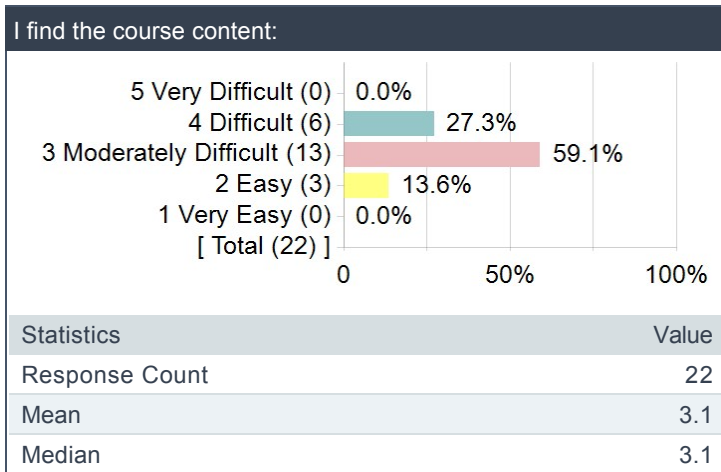
## Course Feedback

Competency Statistics	Value
Mean	5.5
Median	5.6

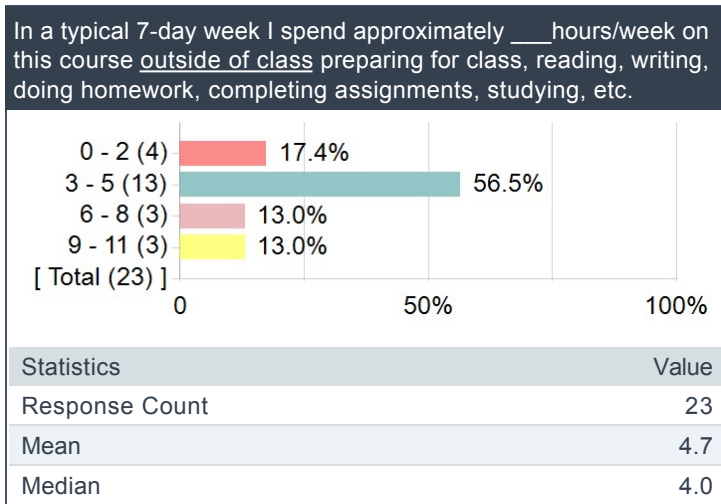
  

1. I find the course intellectually stimulating.	2. I find the course materials (e.g. readings, videos, websites, etc.) contribute to my learning of subject matter.																																																
 <table border="1"> <thead> <tr> <th>Response</th> <th>Count</th> <th>Percentage</th> </tr> </thead> <tbody> <tr> <td>6 Strongly Agree</td> <td>13</td> <td>56.5%</td> </tr> <tr> <td>5 Agree</td> <td>8</td> <td>34.8%</td> </tr> <tr> <td>4 Somewhat Agree</td> <td>2</td> <td>8.7%</td> </tr> <tr> <td>3 Somewhat Disagree</td> <td>0</td> <td>0.0%</td> </tr> <tr> <td>2 Disagree</td> <td>0</td> <td>0.0%</td> </tr> <tr> <td>1 Strongly Disagree</td> <td>0</td> <td>0.0%</td> </tr> <tr> <td><b>Total</b></td> <td><b>23</b></td> <td></td> </tr> </tbody> </table>	Response	Count	Percentage	6 Strongly Agree	13	56.5%	5 Agree	8	34.8%	4 Somewhat Agree	2	8.7%	3 Somewhat Disagree	0	0.0%	2 Disagree	0	0.0%	1 Strongly Disagree	0	0.0%	<b>Total</b>	<b>23</b>		 <table border="1"> <thead> <tr> <th>Response</th> <th>Count</th> <th>Percentage</th> </tr> </thead> <tbody> <tr> <td>6 Strongly Agree</td> <td>11</td> <td>50.0%</td> </tr> <tr> <td>5 Agree</td> <td>9</td> <td>40.9%</td> </tr> <tr> <td>4 Somewhat Agree</td> <td>2</td> <td>9.1%</td> </tr> <tr> <td>3 Somewhat Disagree</td> <td>0</td> <td>0.0%</td> </tr> <tr> <td>2 Disagree</td> <td>0</td> <td>0.0%</td> </tr> <tr> <td>1 Strongly Disagree</td> <td>0</td> <td>0.0%</td> </tr> <tr> <td><b>Total</b></td> <td><b>22</b></td> <td></td> </tr> </tbody> </table>	Response	Count	Percentage	6 Strongly Agree	11	50.0%	5 Agree	9	40.9%	4 Somewhat Agree	2	9.1%	3 Somewhat Disagree	0	0.0%	2 Disagree	0	0.0%	1 Strongly Disagree	0	0.0%	<b>Total</b>	<b>22</b>	
Response	Count	Percentage																																															
6 Strongly Agree	13	56.5%																																															
5 Agree	8	34.8%																																															
4 Somewhat Agree	2	8.7%																																															
3 Somewhat Disagree	0	0.0%																																															
2 Disagree	0	0.0%																																															
1 Strongly Disagree	0	0.0%																																															
<b>Total</b>	<b>23</b>																																																
Response	Count	Percentage																																															
6 Strongly Agree	11	50.0%																																															
5 Agree	9	40.9%																																															
4 Somewhat Agree	2	9.1%																																															
3 Somewhat Disagree	0	0.0%																																															
2 Disagree	0	0.0%																																															
1 Strongly Disagree	0	0.0%																																															
<b>Total</b>	<b>22</b>																																																
<table border="1"> <thead> <tr> <th>Statistics</th> <th>Value</th> </tr> </thead> <tbody> <tr> <td>Response Count</td> <td>23</td> </tr> <tr> <td>Mean</td> <td>5.5</td> </tr> <tr> <td>Median</td> <td>5.6</td> </tr> </tbody> </table>	Statistics	Value	Response Count	23	Mean	5.5	Median	5.6	<table border="1"> <thead> <tr> <th>Statistics</th> <th>Value</th> </tr> </thead> <tbody> <tr> <td>Response Count</td> <td>22</td> </tr> <tr> <td>Mean</td> <td>5.4</td> </tr> <tr> <td>Median</td> <td>5.5</td> </tr> </tbody> </table>	Statistics	Value	Response Count	22	Mean	5.4	Median	5.5																																
Statistics	Value																																																
Response Count	23																																																
Mean	5.5																																																
Median	5.6																																																
Statistics	Value																																																
Response Count	22																																																
Mean	5.4																																																
Median	5.5																																																
3. I find the course's assigned work aligns with the course's goals.	4. I find the course's assigned work contributes to my learning.																																																
 <table border="1"> <thead> <tr> <th>Response</th> <th>Count</th> <th>Percentage</th> </tr> </thead> <tbody> <tr> <td>6 Strongly Agree</td> <td>14</td> <td>60.9%</td> </tr> <tr> <td>5 Agree</td> <td>6</td> <td>26.1%</td> </tr> <tr> <td>4 Somewhat Agree</td> <td>3</td> <td>13.0%</td> </tr> <tr> <td>3 Somewhat Disagree</td> <td>0</td> <td>0.0%</td> </tr> <tr> <td>2 Disagree</td> <td>0</td> <td>0.0%</td> </tr> <tr> <td>1 Strongly Disagree</td> <td>0</td> <td>0.0%</td> </tr> <tr> <td><b>Total</b></td> <td><b>23</b></td> <td></td> </tr> </tbody> </table>	Response	Count	Percentage	6 Strongly Agree	14	60.9%	5 Agree	6	26.1%	4 Somewhat Agree	3	13.0%	3 Somewhat Disagree	0	0.0%	2 Disagree	0	0.0%	1 Strongly Disagree	0	0.0%	<b>Total</b>	<b>23</b>		 <table border="1"> <thead> <tr> <th>Response</th> <th>Count</th> <th>Percentage</th> </tr> </thead> <tbody> <tr> <td>6 Strongly Agree</td> <td>13</td> <td>59.1%</td> </tr> <tr> <td>5 Agree</td> <td>9</td> <td>40.9%</td> </tr> <tr> <td>4 Somewhat Agree</td> <td>0</td> <td>0.0%</td> </tr> <tr> <td>3 Somewhat Disagree</td> <td>0</td> <td>0.0%</td> </tr> <tr> <td>2 Disagree</td> <td>0</td> <td>0.0%</td> </tr> <tr> <td>1 Strongly Disagree</td> <td>0</td> <td>0.0%</td> </tr> <tr> <td><b>Total</b></td> <td><b>22</b></td> <td></td> </tr> </tbody> </table>	Response	Count	Percentage	6 Strongly Agree	13	59.1%	5 Agree	9	40.9%	4 Somewhat Agree	0	0.0%	3 Somewhat Disagree	0	0.0%	2 Disagree	0	0.0%	1 Strongly Disagree	0	0.0%	<b>Total</b>	<b>22</b>	
Response	Count	Percentage																																															
6 Strongly Agree	14	60.9%																																															
5 Agree	6	26.1%																																															
4 Somewhat Agree	3	13.0%																																															
3 Somewhat Disagree	0	0.0%																																															
2 Disagree	0	0.0%																																															
1 Strongly Disagree	0	0.0%																																															
<b>Total</b>	<b>23</b>																																																
Response	Count	Percentage																																															
6 Strongly Agree	13	59.1%																																															
5 Agree	9	40.9%																																															
4 Somewhat Agree	0	0.0%																																															
3 Somewhat Disagree	0	0.0%																																															
2 Disagree	0	0.0%																																															
1 Strongly Disagree	0	0.0%																																															
<b>Total</b>	<b>22</b>																																																
<table border="1"> <thead> <tr> <th>Statistics</th> <th>Value</th> </tr> </thead> <tbody> <tr> <td>Response Count</td> <td>23</td> </tr> <tr> <td>Mean</td> <td>5.5</td> </tr> <tr> <td>Median</td> <td>5.7</td> </tr> </tbody> </table>	Statistics	Value	Response Count	23	Mean	5.5	Median	5.7	<table border="1"> <thead> <tr> <th>Statistics</th> <th>Value</th> </tr> </thead> <tbody> <tr> <td>Response Count</td> <td>22</td> </tr> <tr> <td>Mean</td> <td>5.6</td> </tr> <tr> <td>Median</td> <td>5.7</td> </tr> </tbody> </table>	Statistics	Value	Response Count	22	Mean	5.6	Median	5.7																																
Statistics	Value																																																
Response Count	23																																																
Mean	5.5																																																
Median	5.7																																																
Statistics	Value																																																
Response Count	22																																																
Mean	5.6																																																
Median	5.7																																																

### Difficulty of Course Content



### Time spent outside of class



### Comments regarding course

**Comments**

The maple take-home tests fell like they are very distant from the course learnings

The professor is really good in teaching, he is very helpful and understandable with students. He tries his best to accommodate in the course whether that to be assignments, midterms, etc.

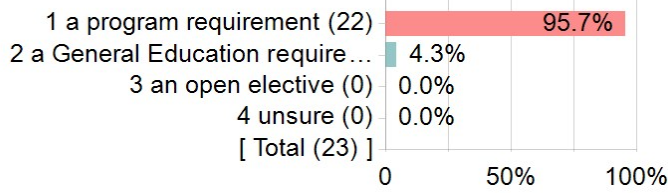
There are many difficult concepts in this course, however, my professor did a great job of explaining them in a way that I understood not only what I was learning but why it was important. Chi Man always brings enthusiasm to his examples when teaching which makes the course material much easier to relate to and therefore understand and retain. Also noteworthy was my professor's amazing enthusiasm and effort toward making sure the course material was still fair after the switch to virtual learning due to COVID-19 as even though this transition happened fast Chi Man was always easy to contact with questions and replied quickly. he also was very informative with where the course was headed in light of this change of learning environment and this helped relieve a lot of stress.

Everything is covered efficiently.

I find the course hard, but Chi Man makes concepts very clear and easy to understand.

## Course Priority

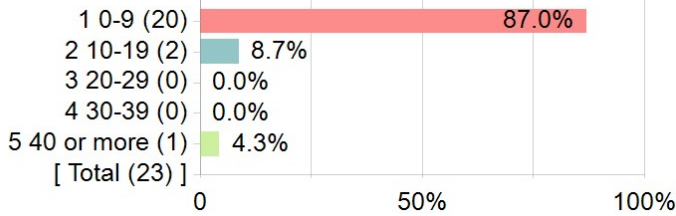
For you, this course/component is:



Statistics	Value
Response Count	23
Mean	1.0
Median	1.0

## Number of courses completed

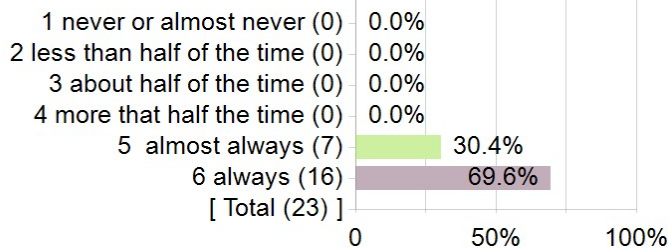
How many one-semester courses have you completed prior to this semester?



Statistics	Value
Response Count	23
Mean	1.3
Median	1.1

## Course attendance

How often did you attend this course?



Statistics	Value
Response Count	23
Mean	5.7
Median	5.8

## Expected final grade

