



# 201904 ECON 1103 Principles of Macroeconomics-ECON1103007 40833 - Chi Man Yip

Project Title: **Fall 2019 Student Perception of Teaching**

Survey Audience: **24**

Responses Received: **14**

Response Ratio: **58.3%**

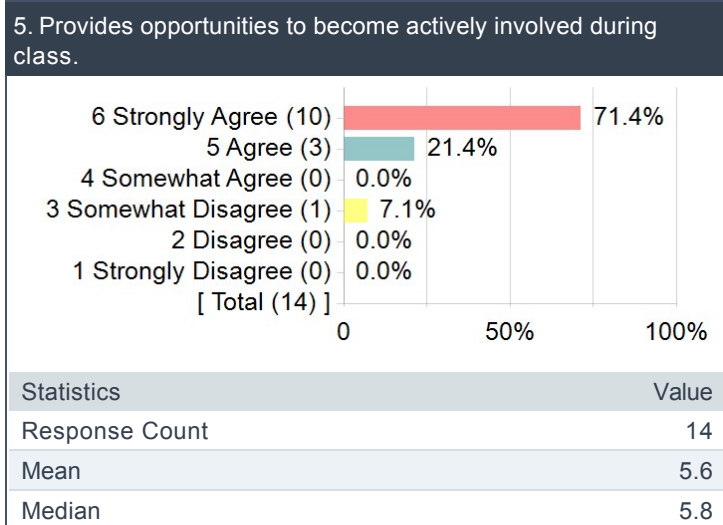
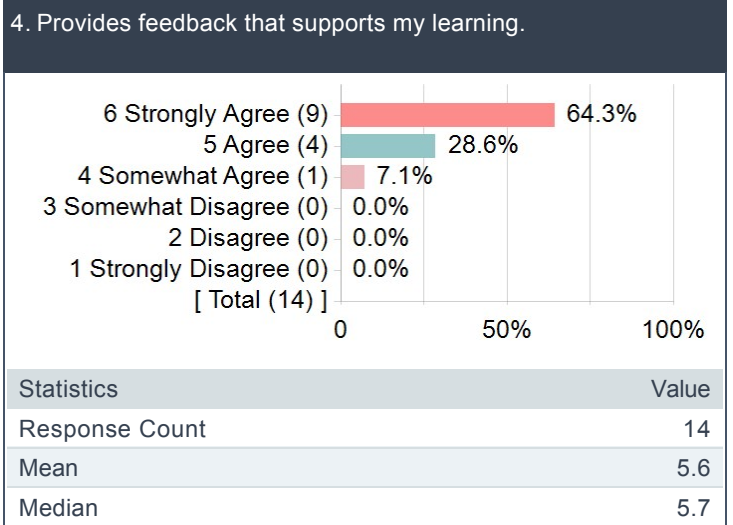
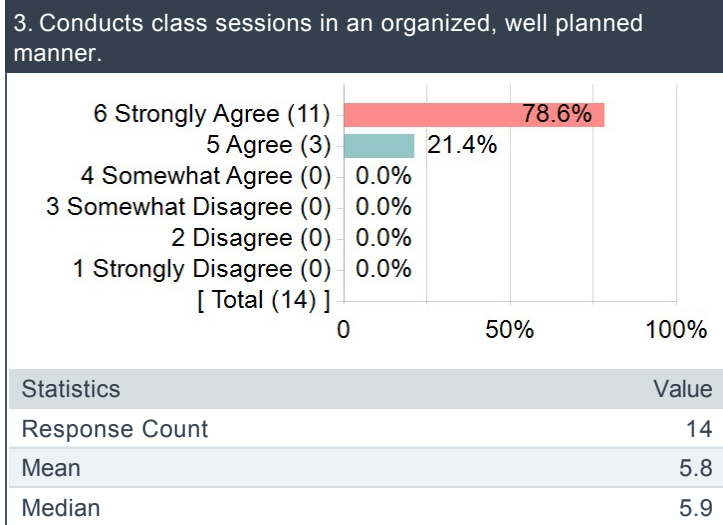
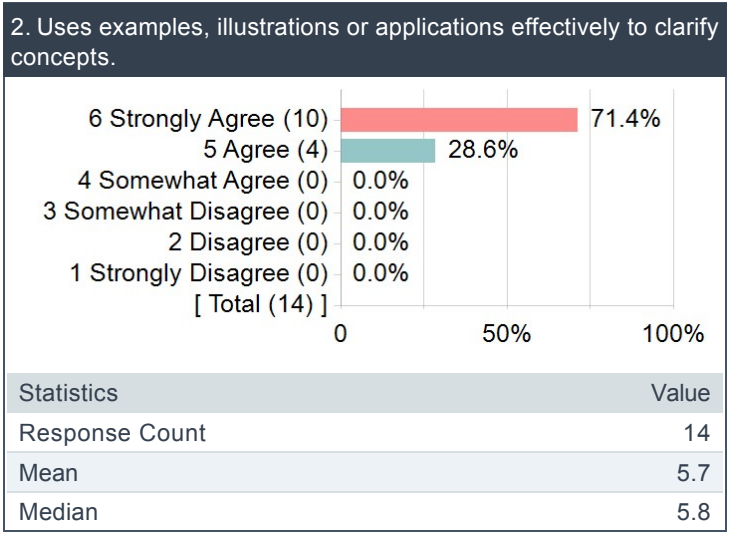
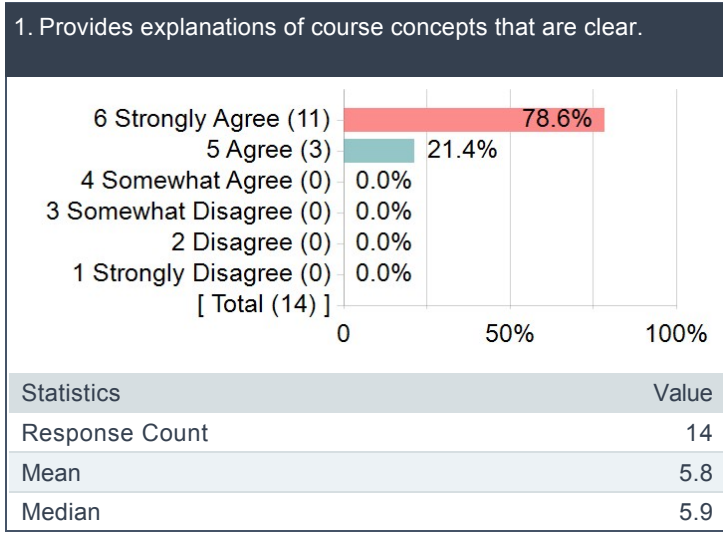
---

Prepared by: **Crystal Koch**

Creation Date: **Sunday, December 22, 2019**

### Feedback on Instruction Q1-5

Competency Statistics		Value
Mean		5.7
Median		5.8



## Comments relating to Q1-5

Comments
Though macroeconomics is a difficult class itself, Chi Man explains everything very well. Class was overall enjoyable and was engaging.
Chi Man was a great professor that cared about everyone and how they did in class. I was very nervous coming into this class as I did not do well in microeconomics, however, Chi Man's teaching style and explanations helped me do exceptionally well in this class. I would strongly recommend Chi Man to future students.
Chi Man is really helpful
One of the best professor in MRU. His class is very enjoyable and his exam is very fair. Always great to attend his lecture

### Feedback on Learning Environment Q6-11

Competency Statistics		Value
Mean		5.9
Median		6.0

1. Is someone I feel comfortable approaching for course related assistance.		2. Is available for course-related assistance (e.g. email, telephone, website, in-person) .																													
<table border="1"> <tr><td>6 Strongly Agree (13)</td><td>92.9%</td></tr> <tr><td>5 Agree (1)</td><td>7.1%</td></tr> <tr><td>4 Somewhat Agree (0)</td><td>0.0%</td></tr> <tr><td>3 Somewhat Disagree (0)</td><td>0.0%</td></tr> <tr><td>2 Disagree (0)</td><td>0.0%</td></tr> <tr><td>1 Strongly Disagree (0)</td><td>0.0%</td></tr> <tr><td>[ Total (14) ]</td><td></td></tr> </table>		6 Strongly Agree (13)	92.9%	5 Agree (1)	7.1%	4 Somewhat Agree (0)	0.0%	3 Somewhat Disagree (0)	0.0%	2 Disagree (0)	0.0%	1 Strongly Disagree (0)	0.0%	[ Total (14) ]		<table border="1"> <tr><td>6 Strongly Agree (13)</td><td>92.9%</td></tr> <tr><td>5 Agree (1)</td><td>7.1%</td></tr> <tr><td>4 Somewhat Agree (0)</td><td>0.0%</td></tr> <tr><td>3 Somewhat Disagree (0)</td><td>0.0%</td></tr> <tr><td>2 Disagree (0)</td><td>0.0%</td></tr> <tr><td>1 Strongly Disagree (0)</td><td>0.0%</td></tr> <tr><td>[ Total (14) ]</td><td></td></tr> </table>		6 Strongly Agree (13)	92.9%	5 Agree (1)	7.1%	4 Somewhat Agree (0)	0.0%	3 Somewhat Disagree (0)	0.0%	2 Disagree (0)	0.0%	1 Strongly Disagree (0)	0.0%	[ Total (14) ]	
6 Strongly Agree (13)	92.9%																														
5 Agree (1)	7.1%																														
4 Somewhat Agree (0)	0.0%																														
3 Somewhat Disagree (0)	0.0%																														
2 Disagree (0)	0.0%																														
1 Strongly Disagree (0)	0.0%																														
[ Total (14) ]																															
6 Strongly Agree (13)	92.9%																														
5 Agree (1)	7.1%																														
4 Somewhat Agree (0)	0.0%																														
3 Somewhat Disagree (0)	0.0%																														
2 Disagree (0)	0.0%																														
1 Strongly Disagree (0)	0.0%																														
[ Total (14) ]																															
Statistics	Value	Statistics	Value																												
Response Count	14	Response Count	14																												
Mean	5.9	Mean	5.9																												
Median	6.0	Median	6.0																												

3. Fosters an environment in which students feel comfortable participating.		4. Is helpful when responding to questions.																													
<table border="1"> <tr><td>6 Strongly Agree (13)</td><td>92.9%</td></tr> <tr><td>5 Agree (1)</td><td>7.1%</td></tr> <tr><td>4 Somewhat Agree (0)</td><td>0.0%</td></tr> <tr><td>3 Somewhat Disagree (0)</td><td>0.0%</td></tr> <tr><td>2 Disagree (0)</td><td>0.0%</td></tr> <tr><td>1 Strongly Disagree (0)</td><td>0.0%</td></tr> <tr><td>[ Total (14) ]</td><td></td></tr> </table>		6 Strongly Agree (13)	92.9%	5 Agree (1)	7.1%	4 Somewhat Agree (0)	0.0%	3 Somewhat Disagree (0)	0.0%	2 Disagree (0)	0.0%	1 Strongly Disagree (0)	0.0%	[ Total (14) ]		<table border="1"> <tr><td>6 Strongly Agree (12)</td><td>85.7%</td></tr> <tr><td>5 Agree (2)</td><td>14.3%</td></tr> <tr><td>4 Somewhat Agree (0)</td><td>0.0%</td></tr> <tr><td>3 Somewhat Disagree (0)</td><td>0.0%</td></tr> <tr><td>2 Disagree (0)</td><td>0.0%</td></tr> <tr><td>1 Strongly Disagree (0)</td><td>0.0%</td></tr> <tr><td>[ Total (14) ]</td><td></td></tr> </table>		6 Strongly Agree (12)	85.7%	5 Agree (2)	14.3%	4 Somewhat Agree (0)	0.0%	3 Somewhat Disagree (0)	0.0%	2 Disagree (0)	0.0%	1 Strongly Disagree (0)	0.0%	[ Total (14) ]	
6 Strongly Agree (13)	92.9%																														
5 Agree (1)	7.1%																														
4 Somewhat Agree (0)	0.0%																														
3 Somewhat Disagree (0)	0.0%																														
2 Disagree (0)	0.0%																														
1 Strongly Disagree (0)	0.0%																														
[ Total (14) ]																															
6 Strongly Agree (12)	85.7%																														
5 Agree (2)	14.3%																														
4 Somewhat Agree (0)	0.0%																														
3 Somewhat Disagree (0)	0.0%																														
2 Disagree (0)	0.0%																														
1 Strongly Disagree (0)	0.0%																														
[ Total (14) ]																															
Statistics	Value	Statistics	Value																												
Response Count	14	Response Count	14																												
Mean	5.9	Mean	5.9																												
Median	6.0	Median	5.9																												

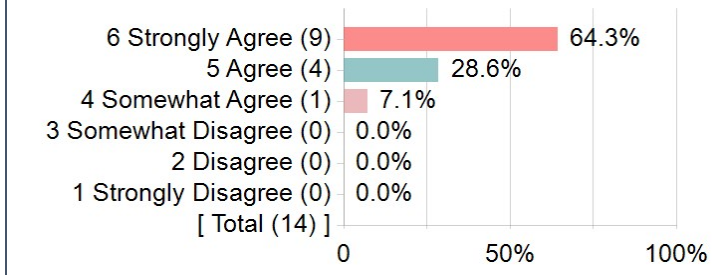
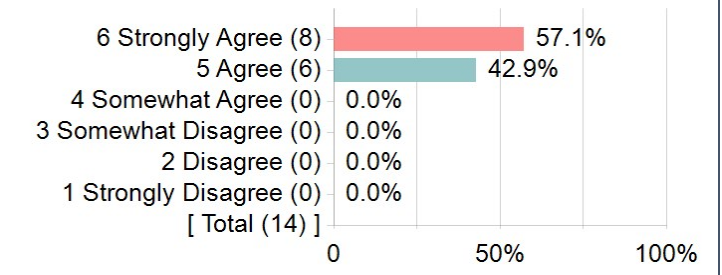
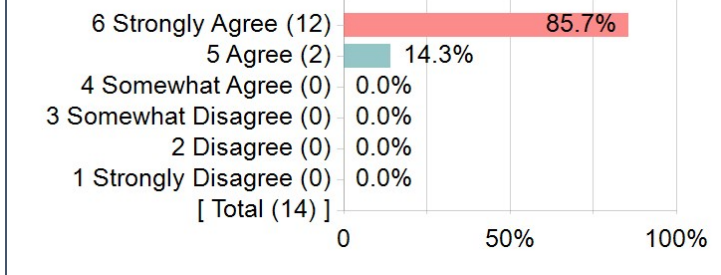
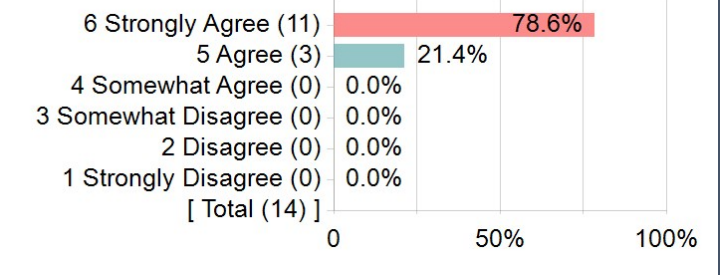
5. Shows respect for students.		6. Shows interest in and concern for student progress.																													
<table border="1"> <tr><td>6 Strongly Agree (13)</td><td>92.9%</td></tr> <tr><td>5 Agree (1)</td><td>7.1%</td></tr> <tr><td>4 Somewhat Agree (0)</td><td>0.0%</td></tr> <tr><td>3 Somewhat Disagree (0)</td><td>0.0%</td></tr> <tr><td>2 Disagree (0)</td><td>0.0%</td></tr> <tr><td>1 Strongly Disagree (0)</td><td>0.0%</td></tr> <tr><td>[ Total (14) ]</td><td></td></tr> </table>		6 Strongly Agree (13)	92.9%	5 Agree (1)	7.1%	4 Somewhat Agree (0)	0.0%	3 Somewhat Disagree (0)	0.0%	2 Disagree (0)	0.0%	1 Strongly Disagree (0)	0.0%	[ Total (14) ]		<table border="1"> <tr><td>6 Strongly Agree (14)</td><td>100.0%</td></tr> <tr><td>5 Agree (0)</td><td>0.0%</td></tr> <tr><td>4 Somewhat Agree (0)</td><td>0.0%</td></tr> <tr><td>3 Somewhat Disagree (0)</td><td>0.0%</td></tr> <tr><td>2 Disagree (0)</td><td>0.0%</td></tr> <tr><td>1 Strongly Disagree (0)</td><td>0.0%</td></tr> <tr><td>[ Total (14) ]</td><td></td></tr> </table>		6 Strongly Agree (14)	100.0%	5 Agree (0)	0.0%	4 Somewhat Agree (0)	0.0%	3 Somewhat Disagree (0)	0.0%	2 Disagree (0)	0.0%	1 Strongly Disagree (0)	0.0%	[ Total (14) ]	
6 Strongly Agree (13)	92.9%																														
5 Agree (1)	7.1%																														
4 Somewhat Agree (0)	0.0%																														
3 Somewhat Disagree (0)	0.0%																														
2 Disagree (0)	0.0%																														
1 Strongly Disagree (0)	0.0%																														
[ Total (14) ]																															
6 Strongly Agree (14)	100.0%																														
5 Agree (0)	0.0%																														
4 Somewhat Agree (0)	0.0%																														
3 Somewhat Disagree (0)	0.0%																														
2 Disagree (0)	0.0%																														
1 Strongly Disagree (0)	0.0%																														
[ Total (14) ]																															
Statistics	Value	Statistics	Value																												
Response Count	14	Response Count	14																												
Mean	5.9	Mean	6.0																												
Median	6.0	Median	6.0																												

## Comments relating to Q6-11

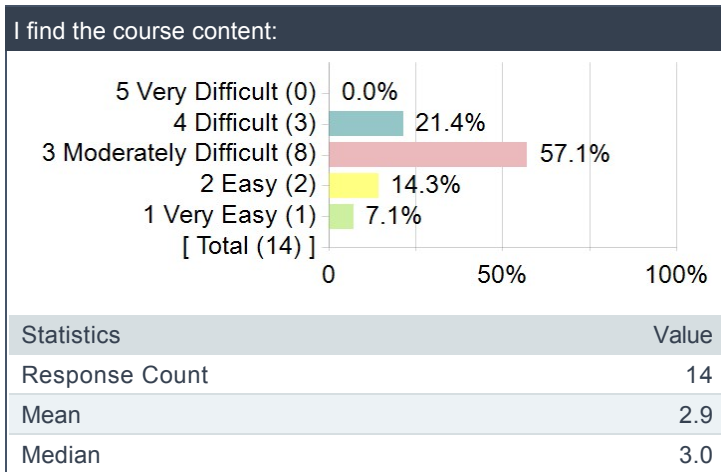
Comments
i love you but I am hating durians and maybe you can switch up the durians
In my experience Chi Man was always fast to respond to any questions I had over email and explained every question asked well in class.
I feel like I learned a lot in this class
I wasn't able to come during his office hours and worked with my schedule to be able to meet and help me with the material I did not understand. Shows he cares about his students.

## Course Feedback

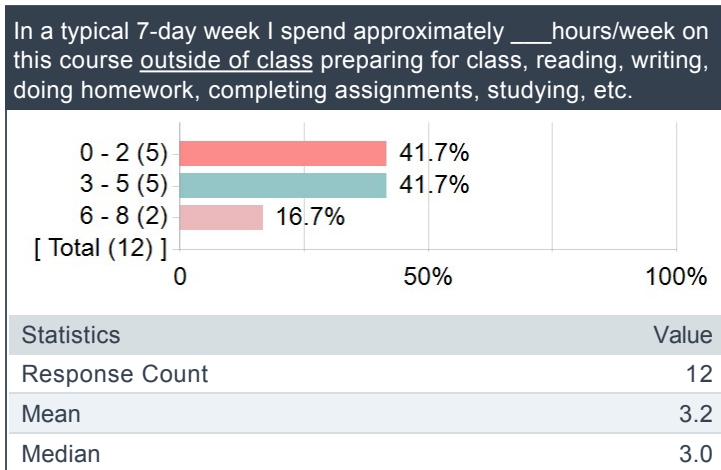
Competency Statistics	Value
Mean	5.7
Median	5.8

<p>1. I find the course intellectually stimulating.</p>  <table border="1"> <thead> <tr> <th>Statistics</th> <th>Value</th> </tr> </thead> <tbody> <tr> <td>Response Count</td> <td>14</td> </tr> <tr> <td>Mean</td> <td>5.6</td> </tr> <tr> <td>Median</td> <td>5.7</td> </tr> </tbody> </table>	Statistics	Value	Response Count	14	Mean	5.6	Median	5.7	<p>2. I find the course materials (e.g. readings, videos, websites, etc.) contribute to my learning of subject matter.</p>  <table border="1"> <thead> <tr> <th>Statistics</th> <th>Value</th> </tr> </thead> <tbody> <tr> <td>Response Count</td> <td>14</td> </tr> <tr> <td>Mean</td> <td>5.6</td> </tr> <tr> <td>Median</td> <td>5.6</td> </tr> </tbody> </table>	Statistics	Value	Response Count	14	Mean	5.6	Median	5.6
Statistics	Value																
Response Count	14																
Mean	5.6																
Median	5.7																
Statistics	Value																
Response Count	14																
Mean	5.6																
Median	5.6																
<p>3. I find the course's assigned work aligns with the course's goals.</p>  <table border="1"> <thead> <tr> <th>Statistics</th> <th>Value</th> </tr> </thead> <tbody> <tr> <td>Response Count</td> <td>14</td> </tr> <tr> <td>Mean</td> <td>5.9</td> </tr> <tr> <td>Median</td> <td>5.9</td> </tr> </tbody> </table>	Statistics	Value	Response Count	14	Mean	5.9	Median	5.9	<p>4. I find the course's assigned work contributes to my learning.</p>  <table border="1"> <thead> <tr> <th>Statistics</th> <th>Value</th> </tr> </thead> <tbody> <tr> <td>Response Count</td> <td>14</td> </tr> <tr> <td>Mean</td> <td>5.8</td> </tr> <tr> <td>Median</td> <td>5.9</td> </tr> </tbody> </table>	Statistics	Value	Response Count	14	Mean	5.8	Median	5.9
Statistics	Value																
Response Count	14																
Mean	5.9																
Median	5.9																
Statistics	Value																
Response Count	14																
Mean	5.8																
Median	5.9																

### Difficulty of Course Content



### Time spent outside of class



### Comments regarding course


**Comments**

The course material may not have been the most interesting to me. It also was not easy, it takes lots of studying and review to understand its concepts.

With Chi Man as my professor I was able to gain a deeper understanding of class concepts and teachings. There were plenty of practice questions available to us and we could always reach him when we had questions.

## Course Priority

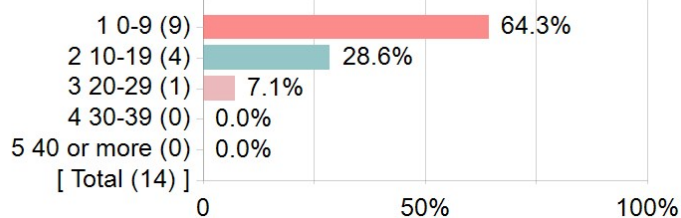
For you, this course/component is:



Statistics	Value
Response Count	14
Mean	1.2
Median	1.0

## Number of courses completed

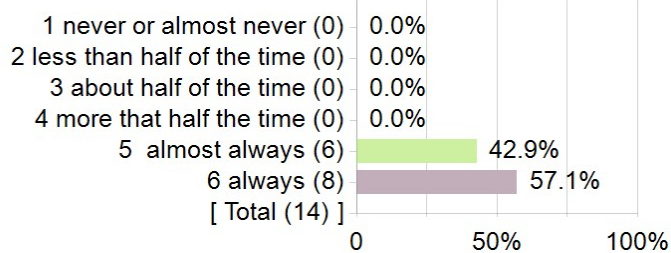
How many one-semester courses have you completed prior to this semester?



Statistics	Value
Response Count	14
Mean	1.4
Median	1.3

## Course attendance

How often did you attend this course?



Statistics	Value
Response Count	14
Mean	5.6
Median	5.6

## Expected final grade

